

LARGE CAN TYPE

HS Series

Wide Temperature Range, Miniature Sized

LS ← → LT

JAMICON®

- Smaller case sized than HP series.
- Withstanding 2000 hours application of high ripple current at 105°C.

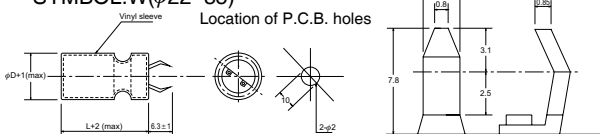


SPECIFICATION

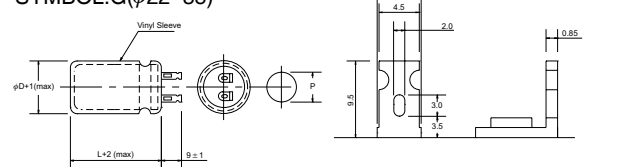
Item	Characteristic															
Operation Temperature Range	-40 ~ +105°C															
Rated Working Voltage	16 ~ 500VDC															
Capacitance Tolerance (120Hz 20°C)	±20%(M)															
Leakage Current (20°C)	$I \leq 0.02CV$ or 3 (mA) *Whichever is smaller after 5 minutes I : Leakage Current(μA) C : Rated Capacitance(μF) V : Working Voltage(V)															
Surge Voltage (20°C)	W.V.	16	25	35	50	63	80	100	160	180	200	250	350	400	450	500
	S.V.	20	32	44	63	79	100	125	200	225	250	300	400	450	500	550
Dissipation Factor ($\tan \delta$) (120Hz 20°C)	Rated Voltage (V)	16	25	35	50		63		80		100		≥160			
	Capacitance	—	—	—	≤6,800	≥10,000	≤6,800	≥10,000	≤3,300	≥4,700	≤3,300	≥4,700	—			
	$\tan \delta$	0.50	0.40	0.35	0.30	0.35	0.25	0.35	0.20	0.25	0.20	0.25	0.20	0.25	0.15	
Low Temperature Stability	Impedance ratio at 120Hz															
	Rated Voltage (V)	16	25	35	50	63~100	160~250	350~500								
	-25°C / +20°C	6	6	6	4	3	4	6								
	-40°C / +20°C	15	15	10	8	6	—	—								
Load Life	After 2000 hours application of W.V. at +105°C, the capacitor shall meet the following limits.															
	Capacitance Change	≤ ±20% of initial value														
	Dissipation Factor	≤ 175% of initial specified value														
	Leakage current	≤ initial specified value														
Shelf Life	At +105°C, no voltage application after 1000 hours, the capacitor shall meet the limits for load life characteristics. (With voltage treatment)															

TERMINAL TYPE

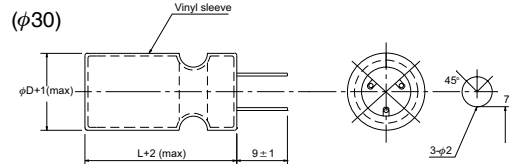
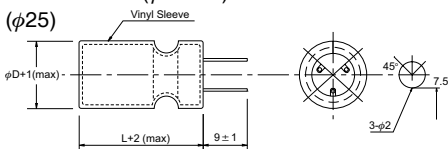
▲ P.C.B. TERMINAL (SNAP IN) SYMBOL: W($\phi 22\sim 35$)



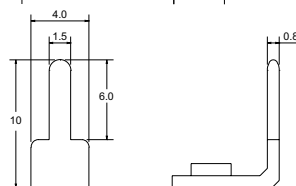
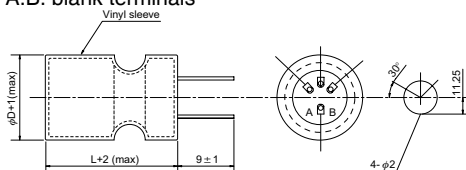
▲ LUG TERMINAL SYMBOL: G($\phi 22\sim 35$)



▲ P.C.B. TERMINAL SYMBOL: V($\phi 25\sim 35$)



($\phi 35$) A.B. blank terminals



RIPPLE CURRENT COEFFICIENTS

Temperature(°C)	40	60	70	85	105
Multiplier	2.50	2.20	2.00	1.80	1.00

Frequency(Hz)	60	120	400	1k	10k
W.V.	Multiplier				
≤100V	0.80	1.00	1.10	1.20	1.20
≥160V	0.80	1.00	1.10	1.30	1.40

